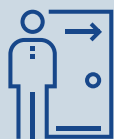


Pension liabilities PDN

Pension liabilities PDN at year-end 2015

6.286 MLN euro

Changes in pension liabilities in 2016



Benefit payments to pensioners

↓ **243** MLN euro



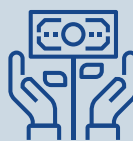
New pension entitlements accrued by members

↑ **101** MLN euro



Rise in liabilities due to lower interest rate

↑ **488** MLN euro



Other rise in liabilities

↑ **42** MLN euro

Pension liabilities PDN at year-end 2016

6.674 MLN euro

Invested capital PDN

Invested capital PDN at year-end 2015

6.521 MLN euro

Changes in invested capital in 2016



Pension benefit payments

↓ **241** MLN euro



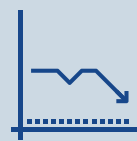
Pension contributions received

↑ **100** MLN euro



Income from investments

↑ **489** MLN euro



Other

↓ **7** MLN euro

Invested capital PDN at year-end 2016

6.862 MLN euro

PDN FUNDING LEVEL 2016

102,8%