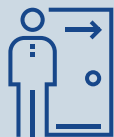


## Pension liabilities PDN

Pension liabilities PDN at year-end 2016

**6.774** MLN euro

Changes in pension liabilities in 2017



Benefit payments to pensioners

↓ **240** MLN euro




New pension entitlements accrued by members

↑ **107** MLN euro



Drop in liabilities due to higher interest rate

↓ **79** MLN euro



Other

↓ **27** MLN euro

Pension liabilities PDN at year-end 2017

**6.435** MLN euro

## Invested capital PDN

Invested capital PDN at year-end 2016

**6.862** MLN euro

Changes in invested capital in 2017



Pension benefit payments

↓ **240** MLN euro




Pension contributions received

↑ **95** MLN euro



Income from investments

↑ **373** MLN euro



Other

↓ **4** MLN euro

Invested capital PDN at year-end 2017

**7.086** MLN euro

PDN FUNDING LEVEL 2017

**110,1%**